


Search button to display the results. Fields with * are required items.

Search By: ▼

Search Criteria Details

Street No* Direction Street Name* Suffix






City Zip 

Click the # of Application link of an address to show a list of applications.
The information shown in each column may be sorted by clicking on the column name.

| # of Applications | Address | City & Zipcode | Lot | Block |
|-------------------|----------------------|---------------------------|-----|-------|
| 3 | 20308 Butterwick WAY | Montgomery Village, 20886 | 74 | N/A |

Click the Application # link to display application details (status, reviews, inspections, etc.).
The information shown in each column may be sorted by clicking on the column name.

| Application # | Application Type | Status |
|---------------------------|----------------------|--------|
| 868130075 | Building Residential | Finald |
| 876110124 | Electrical Permit | Finald |
| 878030018 | Electrical Permit | Finald |

VISITING DPS?  2425 Reddie Drive, 7th Floor, Wheaton, MD 20902 |  Parking & Directions |  Accessibility |  7:30am - 4pm, Mon- Fri |  240-777-0311

DIVISIONS

- Commercial Building Construction
- Customer Support and Outreach
- Land Development
- Residential Construction and Fire Code Compliance
- Zoning and Code Compliance

STAY INFORMED

- News and Events
- Subscribe to our Newsletter
- Calendar
- Performance Stats

FOLLOW US

